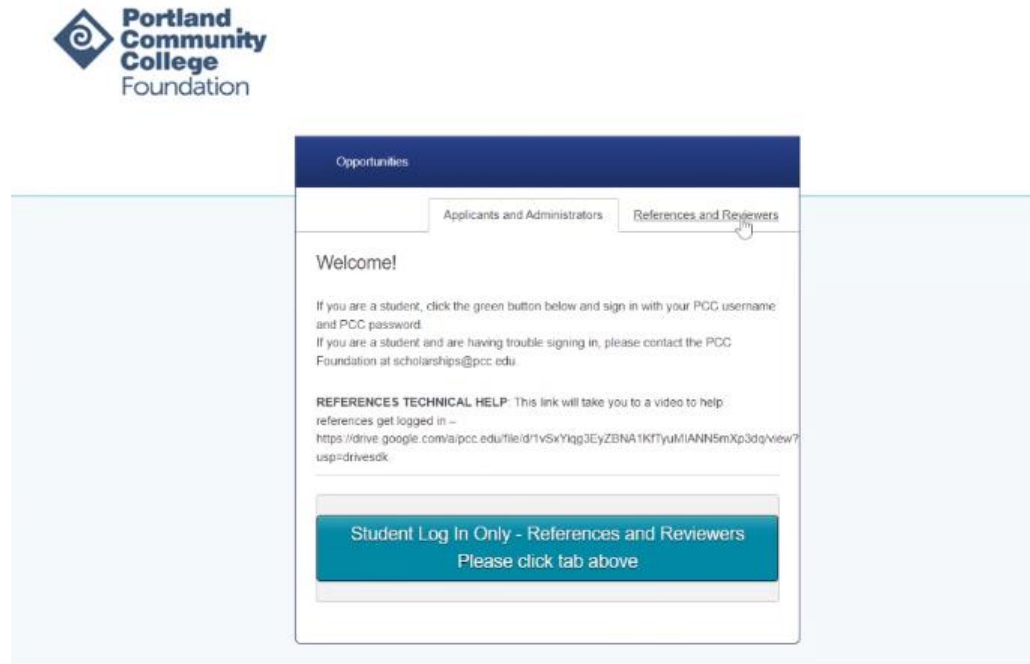
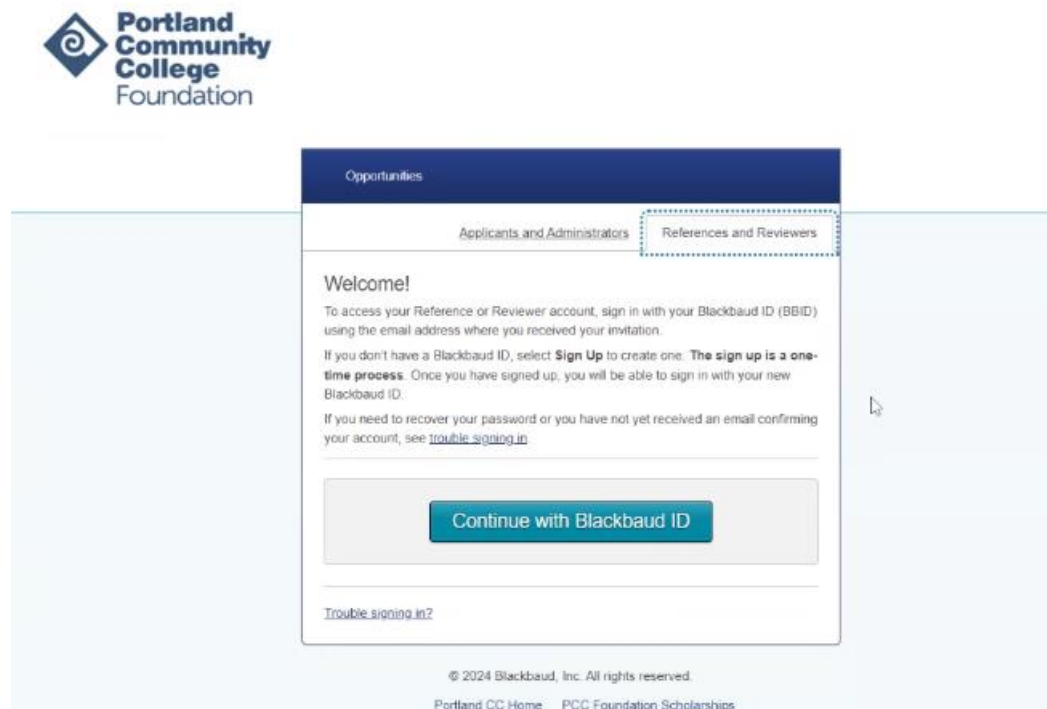


Here is the welcome screen, make sure to click the “Reference and Reviewers” tab at the top right.



If this is your first time (OR first time since multifactor authentication has been required), click on “Continue with Blackbaud ID”



It will take you to the, "Sign up," screen. Use the email address that the student provided on the application (the account that you received the request) and create a password. Please note the password requirements below. If you choose one that does not meet these requirements, the system will prompt you with the requirements:

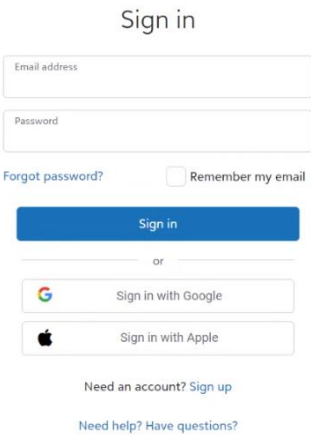
Must contain at least 12 character and 3 of the following:

-Capital letter

-Lowercase letter

-Number

-Special character (% , & , @ , etc.)



Sign in


Email address


Password

[Forgot password?](#) Remember my email

Sign in

or


 Sign in with Google

 Sign in with Apple

[Need an account? Sign up](#)

[Need help? Have questions?](#)

If you do not choose a password that meets the requirements, it will prompt you:



Sign up

Email address

Enter your email address.

Password

Enter your password.
Must contain at least 12 characters and 3 of the following:
- Capital letter
- Lowercase letter
- Number
- Special character (% , & , @ , etc.)

Confirm password


First name

Last name

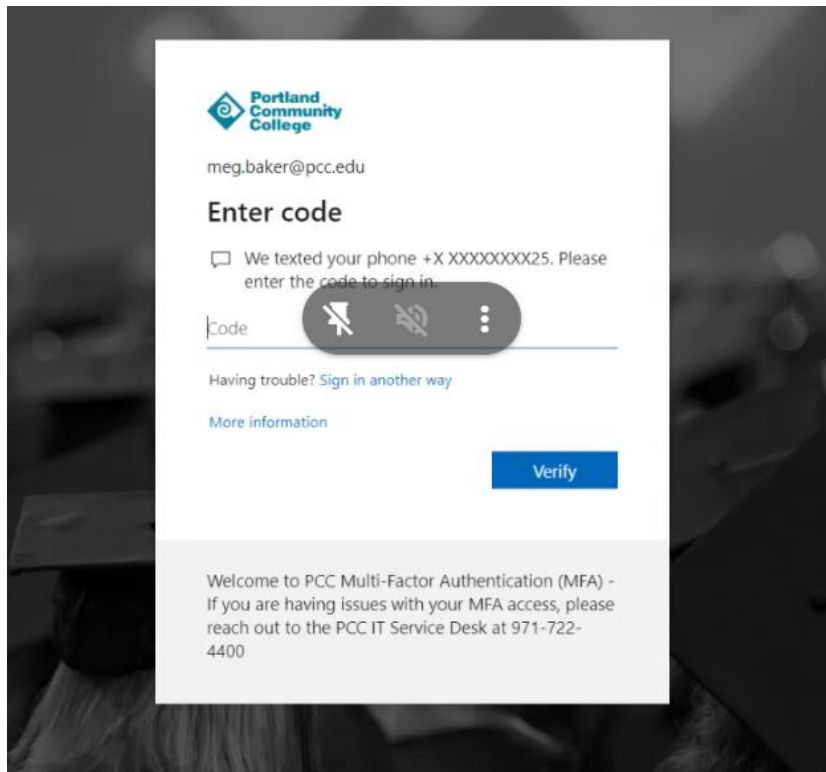
By continuing below, you are agreeing to the Blackbaud, Inc. Terms of Use and Privacy Policy.

Sign up

or

 Sign up with Google

After you successfully enter your email and password, it will send you a 6-digit confirmation code (to the same email account), please enter that code:



The screenshot displays the MFA interface for Portland Community College. At the top left is the college's logo. Below it, the email address 'meg.baker@pcc.edu' is shown. The main heading is 'Enter code'. A message icon indicates a text message was sent to the phone number '+X XXXXXXXX25'. Below this is a text input field labeled 'Code' with a cursor. To the right of the input field are three icons: a back arrow, a delete key, and a three-dot menu. Below the input field is the text 'Having trouble? Sign in another way' and a link for 'More information'. A blue 'Verify' button is positioned at the bottom right of the form area. At the bottom of the screen, there is a welcome message for PCC MFA and contact information for the IT Service Desk.

Once you click “verify” the system will take you into the reference form!

If you have questions or run into problems, please contact the PCC Foundation Scholarship team at:

scholarships@pcc.edu

971-722-4382 or 971-722-4385

Or join a virtual help session (schedule and links here):

<https://www.pcc.edu/foundation/what-we-do/workshops/>