



**Portland Community College Student Survey  
October 2013**

**For the Campuses:**

- Sylvania
- Rock Creek
- Cascade
- Southeast

<b>Student Population</b>	33,680
<b>Surveys Returned</b>	2,463
<b>Response Rate</b>	7%

The data listed in the following report are based on the answers of the 2,463 respondents. While the report provides valuable insight into the transportation patterns of PCC students, it is not a statistically valid representation of all students.

**Major Findings:**

Most popular alternative commute mode: **Transit**

Main reason students drive alone: **To Save Time**

Most requested incentives: **Subsidized Transit Passes and Carpool Incentives**

Most frequently reported distance from a student's home to school: **5-10 miles**

Highest level of interest in carpooling: **Rock Creek Campus**

**Report Contents:**

Combined Report

Sylvania Campus

Rock Creek Campus

Cascade Campus

Southeast Campus

*Prepared by:*

**Westside Transportation Alliance**

12725 SW Millikan Way, Suite 300

Beaverton, OR 97005

ph: 503.906.7961

email: [wta@wta-tma.org](mailto:wta@wta-tma.org)

Portland Community College  
Student Commute Survey, October 2013

**COMBINED CAMPUS REPORT**

Portland Community College  
Sylvania, Rock Creek, Cascade  
& Southeast Campuses



**Survey Data**

Student Population	33,680
Surveys Returned	2463
Response Rate	7%

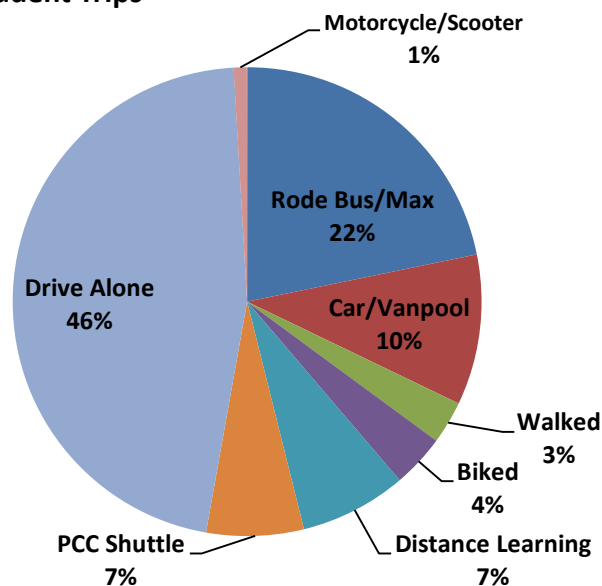
**Weekly Student Trips**

Commute Method	Total Trips	Sun.	Mon.	Tues.	Wed.	Thurs.	Fri.	Sat.
Rode Bus/Max	2016	21	440	437	429	425	192	72
Car/Vanpool	960	8	210	225	194	221	77	25
Walked	274	3	59	56	57	56	34	9
Biked	337	4	69	67	72	62	38	25
Distance Learning	682	119	79	88	78	91	131	96
PCC Shuttle	621	1	133	155	136	141	53	2
Drive Alone	4284	24	943	939	917	910	380	171
Motorcycle/Scooter	85	2	14	23	15	20	10	1

**Weekly Student Trip Percentages**

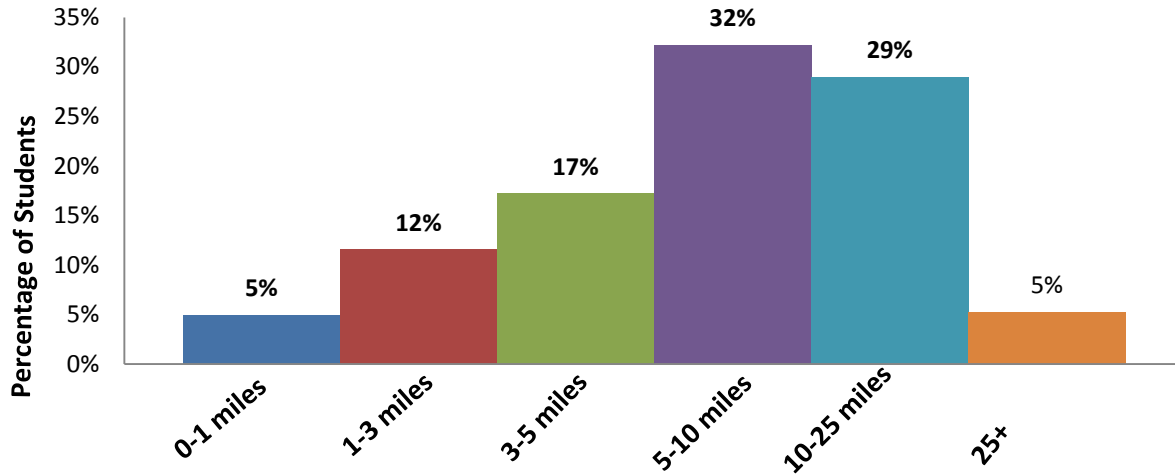
Commute Method	Weekly Avg.	Sun.	Mon.	Tues.	Wed.	Thurs.	Fri.	Sat.
Rode Bus/Max	22%	12%	23%	22%	23%	22%	21%	18%
Car/Vanpool	10%	4%	11%	11%	10%	11%	8%	6%
Walked	3%	2%	3%	3%	3%	3%	4%	2%
Biked	4%	2%	4%	3%	4%	3%	4%	6%
Distance Learning	7%	65%	4%	4%	4%	5%	14%	24%
PCC Shuttle	7%	1%	7%	8%	7%	7%	6%	0%
Drive Alone	46%	13%	48%	47%	48%	47%	42%	43%
Motorcycle/Scooter	1%	1%	1%	1%	1%	1%	1%	0%

**Weekly Student Trips**



**COMBINED CAMPUS REPORT**

**How far do students live from their PCC campus?**



**Modes used based on distance from campus**

Commute Method	Miles Traveled to Campus					
	0 to 1	1 to 3	3 to 5	5 to 10	10 to 25	over 25
Rode Bus/Max	13%	23%	23%	25%	20%	15%
Car/Vanpool	8%	9%	13%	11%	10%	13%
Walked	37%	6%	1%	1%	0%	0%
Biked	12%	11%	5%	2%	1%	0%
Distance Learning	6%	6%	6%	7%	9%	12%
PCC Shuttle	4%	4%	4%	8%	9%	5%
Drive Alone	20%	39%	48%	47%	50%	55%
Motorcycle/Scooter	0%	2%	1%	1%	1%	1%

**Environmental/Cost Savings (based only on number of student respondents, not entire PCC population)**

Reports are for the 18% of population who took survey

**Savings due to alternative modes (per week)\***

Pounds of CO2 Emissions Saved	70,366
Gallons of Gasoline Saved	3,627
Cost of Gasoline	\$13,166

**Miles Traveled (per week)\*\***

Alternative Transportation Miles	73,630
Single-Occupant Vehicle Miles	63,403
<b>Total Miles</b>	<b>137,033</b>

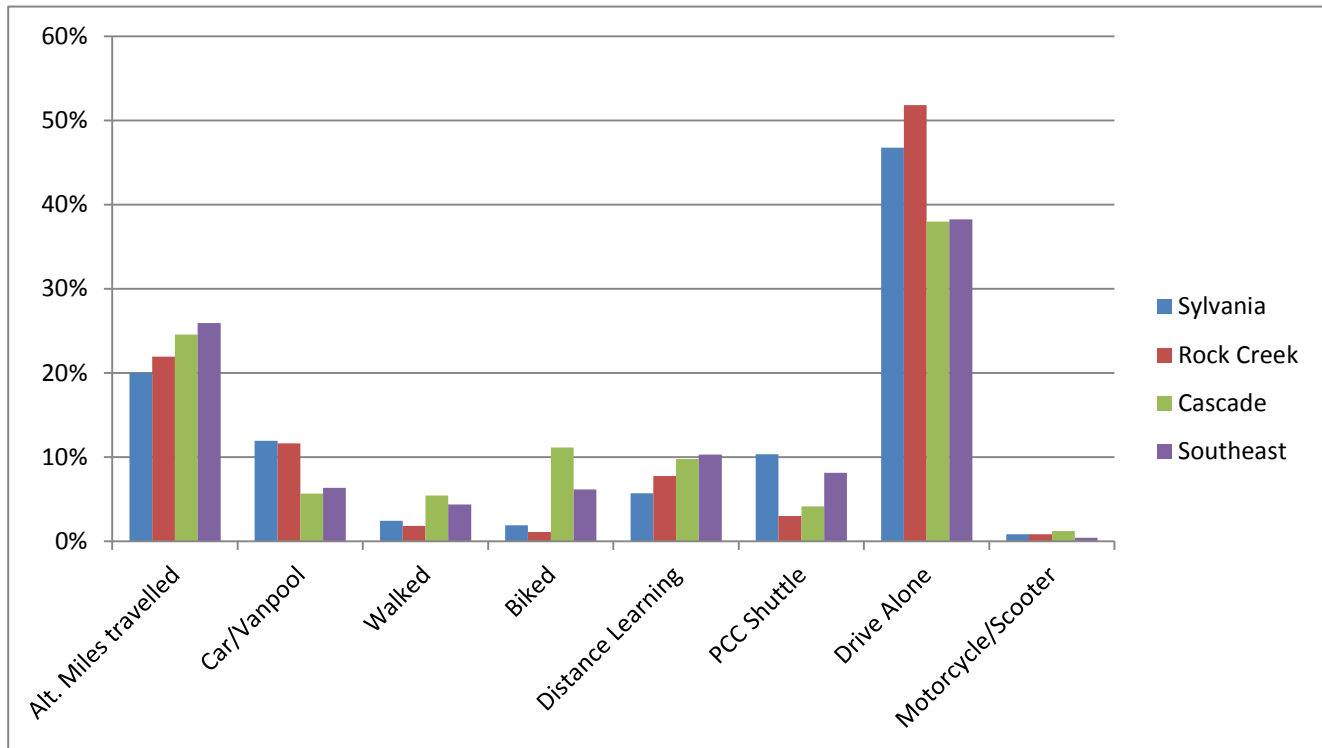
\*Source: EPA's National Vehicle and Fuel Emissions Lab Standards for Passenger Cars and Light Trucks; most current available gas price

\*\* Figures are based on Metro's average employee commute mode distance of 14.8 miles round trip for metro region students

**COMBINED CAMPUS REPORT**

**Summary of Mode Use by Campus**

	Weekly Average			
	Sylvania	Rock Creek	Cascade	Southeast
Alt. Miles travelled	20%	22%	25%	26%
Car/Vanpool	12%	12%	6%	6%
Walked	2%	2%	5%	4%
Biked	2%	1%	11%	6%
Distance Learning	6%	8%	10%	10%
PCC Shuttle	10%	3%	4%	8%
Drive Alone	47%	52%	38%	38%
Motorcycle/Scooter	1%	1%	1%	0%



**COMBINED CAMPUS REPORT**

**Summary of Student Opinion Questions**

(top answers highlighted in blue)

**Which type of alternative mode students are most likely to use, even if they don't already**

Mode	Number of Students	Percentage
Carpool/vanpool	580	23%
transit	902	35%
biking	242	10%
walking	127	5%
transit and bike	392	15%
none	304	12%
TOTAL	2547	100%

**Students' reasons for driving alone (may choose more than 1)**

Reason	Number of Students	Percentage
Need car for errands	619	15%
Saves time	754	19%
Classes at multiple campuses	306	8%
Want car for emergencies	465	11%
No one to carpool with	471	12%
Saves Money	268	7%
Need car for work	515	13%
Need a car because of children	259	6%
No public transit stops near where I live	149	4%
Other	241	6%
TOTAL	4047	100%

**Incentives that would encourage the use of alternative transportation (may choose more than 1)**

Incentives	Number of Students	Percentage
Guaranteed ride home for emergencies	530	15%
Carpool Incentives	671	19%
Assistance finding carpool partners	619	18%
Secure bike racks	81	2%
Secure bike lockers	70	2%
Subsidized transit passes	687	19%
More distance learning classes offered	346	10%
Assistance finding bike routes to campus	83	2%
Bike repair options on campus	69	2%
Shower facilities on campus	143	4%
Other	228	6%
TOTAL	3527	100%

Portland Community College  
Student Commute Survey, October 2013

SYLVANIA CAMPUS



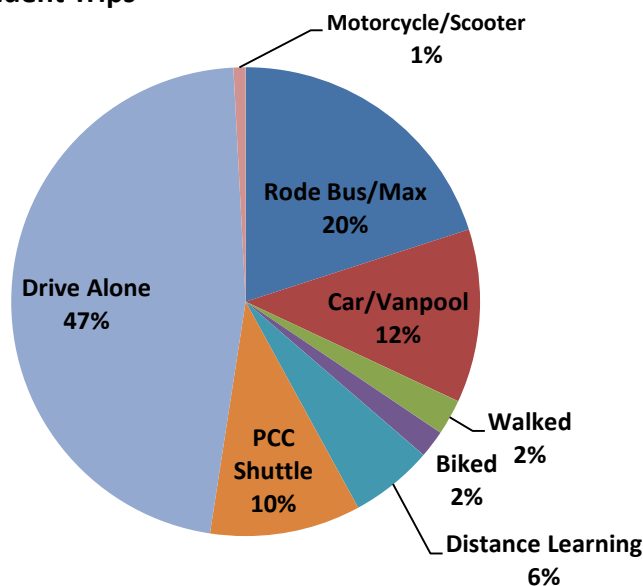
Portland Community College  
Sylvania  
1200 SW 49th Ave., Portland 97219

Surveys Returned	1,129
------------------	-------

Weekly Student Trips								
Commute Method	Total Trips	Sun.	Mon.	Tues.	Wed.	Thurs.	Fri.	Sat.
Rode Bus/Max	819	7	175	186	172	178	76	25
Car/Vanpool	489	5	116	103	100	105	46	14
Walked	100	1	26	20	23	18	11	1
Biked	78	2	16	11	20	14	9	6
Distance Learning	234	45	23	32	27	31	45	31
PCC Shuttle	424	1	95	108	95	94	30	1
Drive Alone	1912	10	446	411	422	399	151	73
Motorcycle/Scooter	34	1	5	8	6	8	5	1

Weekly Student Trip Percentages								
Commute Method	Weekly Avg.	Sun.	Mon.	Tues.	Wed.	Thurs.	Fri.	Sat.
Rode Bus/Max	20%	10%	19%	21%	20%	21%	20%	16%
Car/Vanpool	12%	7%	13%	12%	12%	12%	12%	9%
Walked	2%	1%	3%	2%	3%	2%	3%	1%
Biked	2%	3%	2%	1%	2%	2%	2%	4%
Distance Learning	6%	63%	3%	4%	3%	4%	12%	20%
PCC Shuttle	10%	1%	11%	12%	11%	11%	8%	1%
Drive Alone	47%	14%	49%	47%	49%	47%	40%	48%
Motorcycle/Scooter	1%	1%	1%	1%	1%	1%	1%	1%

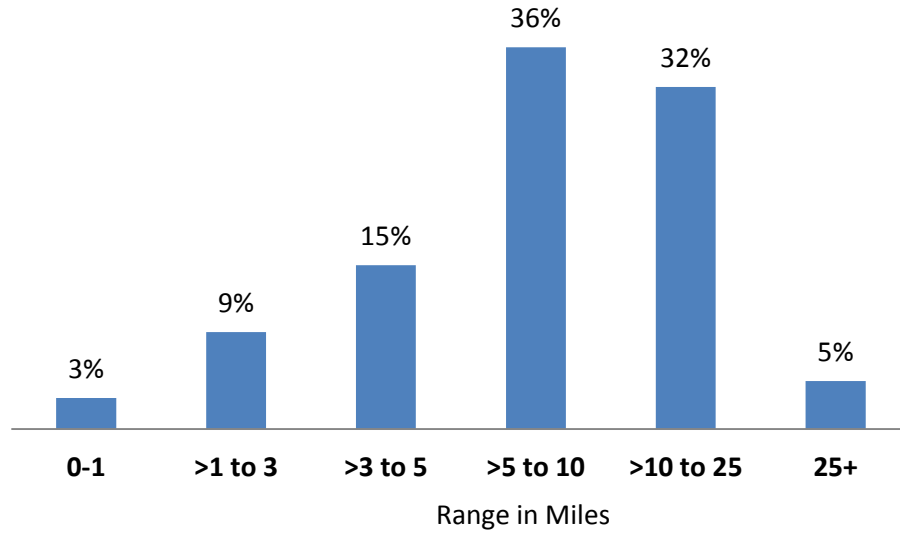
Weekly Student Trips



Portland Community College  
 Student Commute Survey, October 2013  
**SYLVANIA CAMPUS**

**How far do students live from their Sylvania campus?**

**Students' distance from campus**



**Environmental/Cost Savings (based only on number of student respondents, not entire PCC population)**

Savings due to alternative modes (per week)*	
Pounds of CO2 Emissions Saved	30,805
Gallons of Gasoline Saved	1,588
Cost of Gasoline	\$5,764

Miles Traveled (per week)	
Alternative Transportation Miles	32,234
Single-Occupant Vehicle Miles	28,298
<b>Total Miles</b>	<b>60,532</b>

\*Source: EPA's National Vehicle and Fuel Emissions Lab Standards for Passenger Cars and Light Trucks; most current available gas price

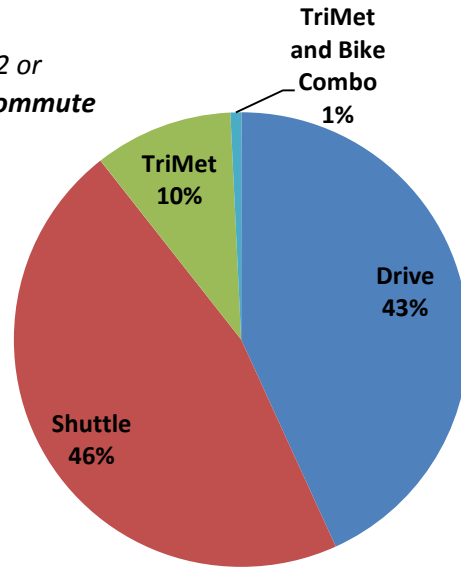
\*\* Figures are based on Metro's average employee commute mode distance of 14.8 miles round trip

Portland Community College  
 Student Commute Survey, October 2013  
**SYLVANIA CAMPUS**

**PCC Intercampus Student Travel**

*10% (114) of the Sylvania students surveyed attended classes at 2 or more campuses on the same day. The **shuttle was the primary commute method** of intercampus travel.*

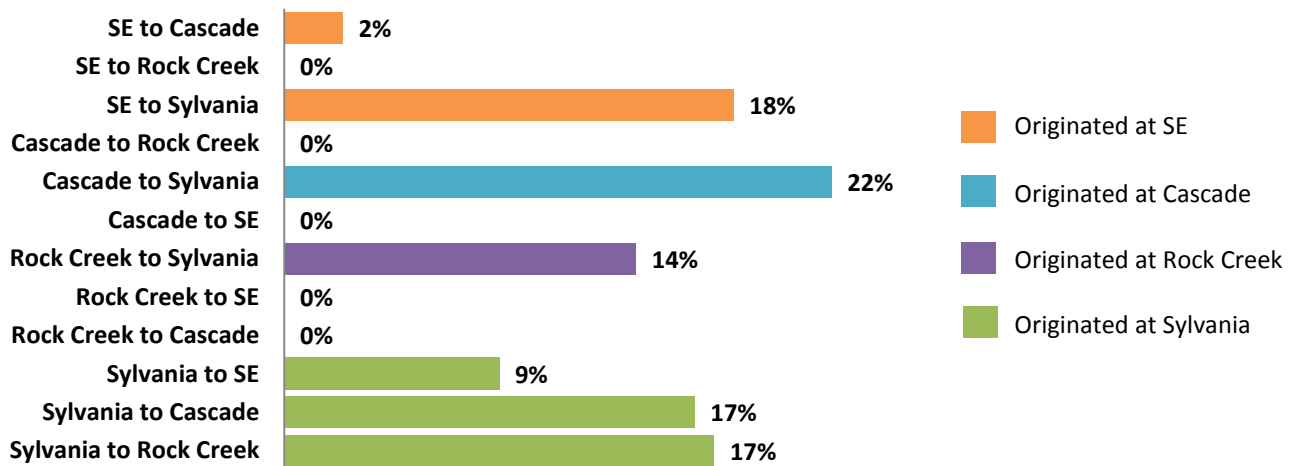
Primary Method of Intercampus Travel		
Commute Method	Trips	Percent
Drive	57	43%
Shuttle	61	46%
Ride TriMet	13	10%
Bike	0	0%
TriMet and Bike Combo	1	1%
<b>TOTAL</b>	<b>132</b>	<b>100%</b>



**Commute Method**

*Of the students who park their vehicle and ride the shuttle for intercampus travel, there are 126 individual intercampus trips. **22%** of the shuttle trips transported students who parked their vehicle from **Cascade to Sylvania**.*

**Intercampus Park and Shuttle**





Portland Community College  
Student Commute Survey, October 2013  
**SYLVANIA CAMPUS**

**SUMMARY OF STUDENT OPINION QUESTIONS**

(top answers are highlighted in blue)

**Which type of alternative mode students are most likely to use, even if they don't already**

Mode	Number of Students	Percentage
Carpool/vanpool	268	24%
Transit	436	39%
Biking	81	7%
Walking	39	3%
Transit and bike	176	16%
None	129	11%
TOTAL	1129	100%

**Students' reasons for driving alone**

Reason	Number of Students	Percentage
Need car for errands	301	15%
Saves time	481	24%
Classes at multiple campuses	93	5%
Want car for emergencies	179	9%
No one to carpool with	296	15%
Saves Money	59	3%
Need car for work	288	14%
Need a car because of children	112	6%
No public transit stops near where I live	118	6%
Other* (see comments below)	101	5%
TOTAL	2028	100%

**Incentives that would encourage the use of alternative transportation (may choose more than 1)**

Incentives	Number of Students	Percentage
Guaranteed ride home for emergencies	255	16%
Carpool Incentives	315	19%
Assistance finding carpool partners	288	18%
Secure bike racks	33	2%
Secure bike lockers	36	2%
Subsidized transit passes	338	21%
More distance learning classes offered	141	9%
Assistance finding bike routes to campus	45	3%
Bike repair options on campus	32	2%
Shower facilities on campus	60	4%
Other	94	6%
TOTAL	1637	100%

Portland Community College  
Student Commute Survey, October 2013  
**SYLVANIA CAMPUS**

**\*Comments from students who selected "Other" when asked the following?**

*If you drove alone to campus, select up to three reasons for choosing your commute method.*

- Its very close to my house.
- Close to campus
- Public transportation is unreliable and government subsidized.
- Free and upfront parking!
- I get out of class late on Mondays
- very close by- takes 4 minutes
- Public transit is too unreliable. Can't afford to be late due to a bus.
- Bike stolen
- scooter
- Parking (intermittently) costs the same as the bus-\$5/day
- Not good with making transit schedule times
- Time constraints
- My mom drives me
- lazy
- i hate riding the bus
- Don't have to worry about making bus transfer
- Have a lot of books/clothes I need during the day so I keep it in my car.
- No waiting for other people
- I'd prefer to bike but cannot due to the dangerous riding conditions on 45th st.
- Parking is expensive, so my husband drops me off
- its easy
- bus
- Six-month limit on driving with others in the car
- public transit is too time consuming
- Parents drive me
- I enjoy driving
- I don't drive at all
- No Pcc shuttle stops in Sherwood
- too many buses to take
- Hate Tri-Met!!! \$100 passes outrageous!
- Don't want to pay pcc parking fee because the cost is far too ridiculous (sorry)
- Its convenient and already paying insurance and bought parking pas
- My car is really fun to drive.
- Would have family drive me
- Significantly more pleasant
- Transit too far to walk to
- I use my car to keep books and lab supplies in
- I have classes from 9 am to 5pm
- work before class & time limits between.
- It takes way too long. classes should be offered at omsi, se or cascade
- Schedule doesn't match with other carpooler
- Attended only one evening class that day.
- Dr appointments

Portland Community College  
Student Commute Survey, October 2013

**SYLVANIA CAMPUS**

- Transit takes too long to get to campus by 8am class
- the shuttle doesn't run often enough
- public transit doesn't go from home to school in time after work
- Don't want a crowded car
- Spouse work schedule
- only one person on my harley
- need to work right after class
- Convient
- Bus 78 is too full and I can't get on.
- car2go
- Too late in the evening when classes finish to ride several busses home
- DOn't use public transportation because of disability
- Takes too long on bus
- i don't have a car
- Transit home stops too soon, is too limited.
- i stay on campus late at night and dont was to take the bus at night
- too many transit transfers from SE Portland
- Shuttle does not align with class schedule
- One time Field Trip to Silver Falls, car too messy to carpool this time.
- 2 hr bus vs 15 min drive
- LIMITED TIME TO TAKE TRAIN AND THEN BUS FROM WILSONVILLE
- no one lives near me that has class that day
- Schedule
- Don't want to rely on other people
- do not drive
- Dropped wife off at PSU then PCC for me
- mileage to and from class
- emergencies and time - campus 17 miles away!
- Two person household
- I live in Newberg
- Drive a hybrid and it's cheap
- No shuttle from Newberg campus
- I have to come a half hour early for quiz's & don't know anyone else to do that
- Live too far away from campus, classes not offered at campus near me
- No continuous public transit
- Live far away
- Work responsibilities
- Disabled
- I enjoy it
- going to a closer campus to where I live.
- drive to nearest campus to take shuttle
- longer distance from campus
- I work full time / go to class full time...not enough time inbetween to take P/T
- rc pcc shuttle does not run often enough

Portland Community College  
Student Commute Survey, October 2013

**SYLVANIA CAMPUS**

- Longer commute on bus at night
- Too far for any other commute option
- Freedom
- I choose to live far from public transportation because they breed crime.
- I live 45 minutes away, out in the country.
- Travel time when taking transit. I would have to leave my home earlier.
- Shuttle bus times inconvenient. Class starts @8am. 7:05= too much traffic, 5:55a
- Long hours at campus
- I commute with my wife. She works about 5 minutes from Sylvania campus
- Live out of town
- Take car to rock creek, take shuttle to Sylvania (saves time and money)
- I work full time after work I come to school
- Too far, and all day long
- Too far for any other type of commute method.

**\*Comments from students who selected "Other" when asked the following:**

*If you drove alone to campus, select up to three benefits listed that would encourage you to try an alternate to driving alone to campus.*

- None
- Higher price for Large cars versus Compact
- max line to campus or car 2 go parking
- Safer street to ride bike on
- Safer bike paths
- None of the above.
- none of the above
- NO TIME FROM WORK TO SCHOOL
- More efficient transit options
- Have a child. And getting home late is not an option.
- More busses from downtown to ppcc during the day
- Decrease public transit time from SE to Cascade
- I work 50 miles south of campus and generally work after class. I need my car.
- none
- difficulty walking and can't stand for extended periods i.e. bus stops, 2 buses
- direct bus route to and from campus from tualatin
- Six months not up yet
- More busses during peak commuting hours. Busses can be packed!
- none I don't like waiting on people
- None
- None
- more frequent bus service
- PCC shuttle stop closer to home or more easily accessible)
- Safer riding for bikes. Have been hit by a car not far from pcc sylvania before.
- have more shuttles for different routes
- Locker storage

Portland Community College  
Student Commute Survey, October 2013

**SYLVANIA CAMPUS**

- The showers at PCC Sylvania are horrible. No hot water or water pressure
- having the ability to work from home
- none of these would entice me
- none
- I have children who need reliable transportation
- bus
- more frequent bus times to school and back home.
- assistance finding bus routes
- shuttle in NW that runs more often and later
- I don't have a car or license
- none of those would encourage me
- Cheaper parking passes
- Not interested
- More knowledge of where bus would pick me up at
- I do a mix of driving to campus and taking the bus..all of these answers are bad
- If I have classes at more than one campus in a single day
- free parking in a up front spot.
- better weather for motorcycling or a max train from SE
- there is no MAX option to Sylvania, only bus and that takes too long
- shuttle on Saturdays
- I drive straight to class from work and then home so there isn't a way to carpool
- Faster transportation and not waiting in the rain for more than 30 min
- cheaper trimet fare
- nothing that I can think of
- Cost
- frequent shuttle service with more stops
- More availability for the buses, I would need to leave 90 minutes before class
- Nothing would
- None of the above
- Nothing
- Frequent & reliable shuttle option
- A shuttle from the Tigard TC
- none
- None of these options
- Later fast no-transfer transit to Wilsonville. Unified SMART/Tri-met fare.
- Faster public transportation.
- The max to and from campus
- Closer transit stops
- more direct transit options from SE Portland
- extremely frequent & express transit
- better bus routes to my area
- none
- EVENING TRAIN OPTIONS TO WILSONVILLE
- faster than driving alone
- It is just much more convenient to drive alone.

Portland Community College  
Student Commute Survey, October 2013

**SYLVANIA CAMPUS**

- ride alone because have 4 year at home may need me at anytime
- money
- better public transet/time schedule and locations
- no license to drive
- I have kids. Probably wouldn't depend on someone else.
- Work where there is no public transportation after school.
- None of the above
- cheaper gas!
- None, I like my car
- Free shuttle from Newberg campus
- If people I knew needed to be there @same time & worked with my work schedule
- guaranteed to be on time
- PCC shuttle from Newberg center
- Not sure what would help as I work full time. It's really scheduling
- Living closer to campus
- More direct routes to campus on Transit - it takes me over 90 minutes each way
- rock creek shuttle run more often
- shuttles operating more frequently
- Nothing. I will drive to campus, or I will not receive an education.
- transit stops near me
- None. There aren't any busses where I live
- None and it's stupid that motorcycles park free, they are one of THE most unsafe
- I live far away

Portland Community College  
Student Commute Survey, October 2013

**ROCK CREEK CAMPUS**

Portland Community College  
Rock Creek

17705 NW Springville Rd., Portland 97229

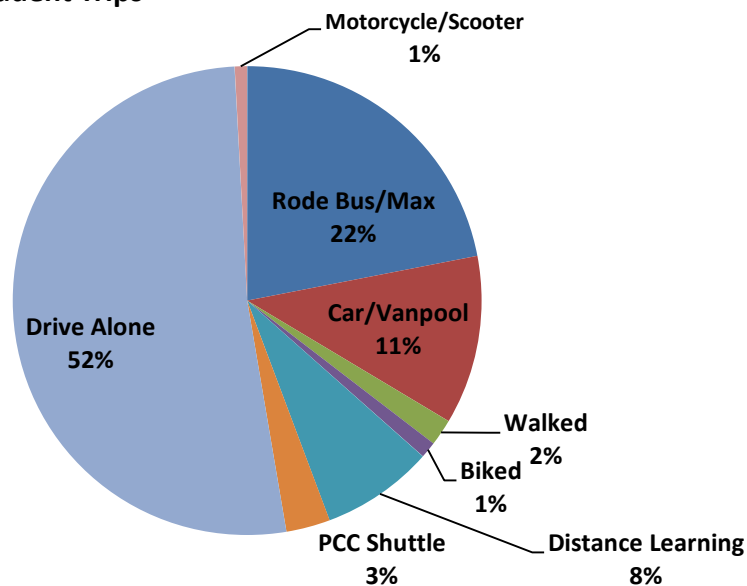


Surveys Returned	734
------------------	-----

Weekly Student Trips								
Commute Method	Total Trips	Sun.	Mon.	Tues.	Wed.	Thurs.	Fri.	Sat.
Rode Bus/Max	586	9	132	124	130	121	54	16
Car/Vanpool	311	1	64	81	64	78	16	7
Walked	49	0	9	10	10	14	6	0
Biked	30	0	6	8	6	4	3	3
Distance Learning	207	31	26	23	26	26	45	30
PCC Shuttle	81	0	17	18	17	18	10	1
Drive Alone	1384	6	305	312	289	304	128	40
Motorcycle/Scooter	23	1	4	6	4	6	2	0

Weekly Student Trip Percentages								
Commute Method	Weekly Avg.	Sun.	Mon.	Tues.	Wed.	Thurs.	Fri.	Sat.
Rode Bus/Max	22%	19%	23%	21%	24%	21%	20%	16%
Car/Vanpool	12%	2%	11%	14%	12%	14%	6%	7%
Walked	2%	0%	2%	2%	2%	2%	2%	0%
Biked	1%	0%	1%	1%	1%	1%	1%	3%
Distance Learning	8%	65%	5%	4%	5%	5%	17%	31%
PCC Shuttle	3%	0%	3%	3%	3%	3%	4%	1%
Drive Alone	52%	13%	54%	54%	53%	53%	48%	41%
Motorcycle/Scooter	1%	2%	1%	1%	1%	1%	1%	0%

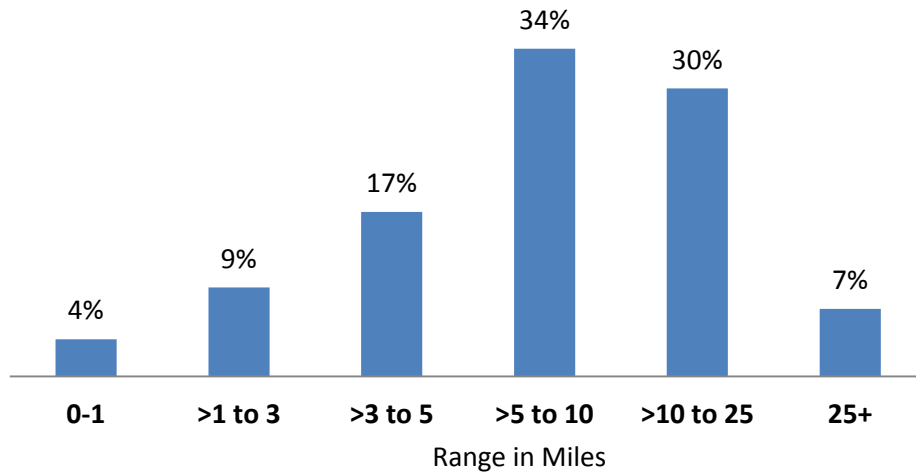
Weekly Student Trips



Portland Community College  
 Student Commute Survey, October 2013  
**ROCK CREEK CAMPUS**

How far to students travel to their Rock Creek campus?

**Students' distance from campus**



Environmental/Cost Savings (based only on number of student respondents, not entire PCC population)

**Savings due to alternative modes (per week)\***

Pounds of CO2 Emissions Saved	18,204
Gallons of Gasoline Saved	938
Cost of Gasoline	\$3,406

**Miles Traveled (per week)\*\***

Alternative Transportation Miles	19,048
Single-Occupant Vehicle Miles	20,483
<b>Total Miles</b>	<b>39,531</b>

\*Source: EPA's National Vehicle and Fuel Emissions Lab Standards for Passenger Cars and Light Trucks; most current available gas price

\*\* Figures are based on Metro's average employee commute mode distance of 14.8 miles round trip

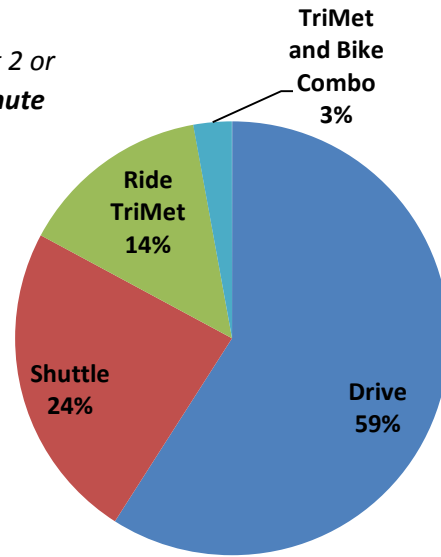


Portland Community College  
 Student Commute Survey, October 2013  
**ROCK CREEK CAMPUS**

**PCC Intercampus Student Travel**

*13% (95) of the Rock Creek students surveyed attended classes at 2 or more campuses on the same day. **Driving was the primary commute method** of intercampus travel.*

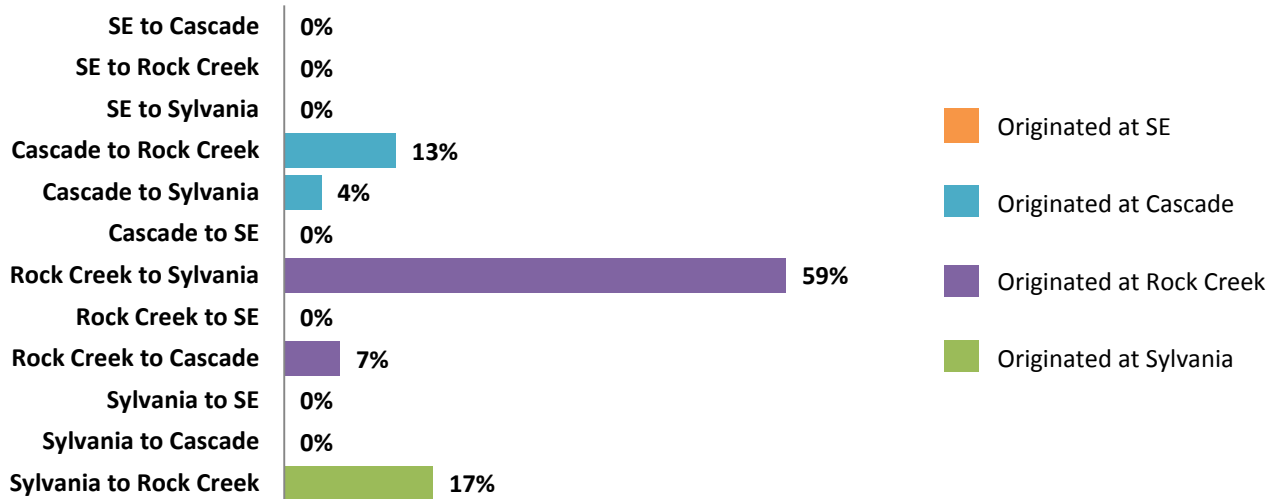
Primary Method of Intercampus Travel		
Commute Method	Trips	Percent
Drive	62	59%
Shuttle	25	24%
Ride TriMet	15	14%
Bike	0	0%
TriMet and Bike Combo	3	3%
<b>TOTAL</b>	<b>105</b>	<b>100%</b>



**Commute Method**

*Of the students who park their vehicle and ride the shuttle for intercampus travel, there are 46 individual intercampus trips. **59%** of the shuttle trips transported students who parked their vehicle from **Rock Creek to Sylvania**.*

**Intercampus Park and Shuttle**



Portland Community College  
Student Commute Survey, October 2013

**ROCK CREEK CAMPUS**

**SUMMARY OF STUDENT OPINION QUESTIONS**

**Which type of alternative mode students are most likely to use, even if they don't already**  
(top answers highlighted in blue)

Mode	Number of Students	Percentage
Carpool/vanpool	210	29%
transit	242	33%
biking	60	8%
walking	30	4%
transit and bike	93	13%
none	99	13%
TOTAL	734	100%

**Reasons students drive alone**

Reason	Number of Students	Percentage
Need car for errands	186	17%
Saves time	49	4%
Classes at multiple campuses	141	13%
Want car for emergencies	222	20%
No one to carpool with	59	5%
Saves Money	185	17%
Need car for work	98	9%
Need a car because of children	80	7%
No public transit stops near where I live	0	0%
Other* (see comments below)	75	7%
TOTAL	1095	100%

**Incentives that would encourage the use of alternative transportation (may choose more than 1)**

Incentive	Number of Students	Percentage
Guaranteed ride home for emergencies	180	16%
Carpool Incentives	223	19%
Assistance finding carpool partners	206	18%
Secure bike racks	34	3%
Secure bike lockers	24	2%
Subsidized transit passes	196	17%
More distance learning classes offered	118	10%
Assistance finding bike routes to campus	27	2%
Bike repair options on campus	24	2%
Shower facilities on campus	47	4%
Other	68	6%
TOTAL	1147	100%

Portland Community College  
Student Commute Survey, October 2013

**ROCK CREEK CAMPUS**

**\*Comments from students who selected "Other" when asked the following?**

*If you drove alone to campus, select up to three reasons for choosing your commute method.*

- I get sick walking past smoking area
- too much gear
- back pain
- Campus is very close by car.
- Because of the time of day I start classes
- Come straight from work
- Don't like people
- work after school
- Need to get bike fixed
- 10 minutes drive is an hour public transport
- Dropping off others at work.
- disability
- saves on wear and tear of car
- convenience
- I only drive 5 miles and I am night student
- Have to come home in between classes and other forms of trans take too long.
- Public transit takes too long. Over an hour each way.
- Most reliable option
- I usually bus, sometimes drive if I need the car for something.
- Needs car to carry dogs
- ran out of Student Select bus passes
- My day for the car share with wife.
- Unfamiliar with transit schedules
- I drive to class straight from work
- no bike lanes between 185th and RC campus. Dangerous, high-traffic area.
- motorcycle, only room for one
- Dont have time to get to school on the bus. I have to work in the morning!
- This is why I own a car - to get from one place to another.
- Convenience
- work schedule is within 30min after class
- Go to class after work.
- No one has my schedule
- Public Transportation would take over an hour to get there
- I like driving my car
- Claustrophobic
- Class schedule doesn't align with shuttle schedule,would ride shuttle all days
- I enjoy my privacy
- Every so often I'll take my motorcycle, I don't carry passengers on it.
- The public transit commute takes too much time
- Don't feel comfortable leaving my car at cascade campus for pcc shuttle
- takes too long for transit
- I drop my wife off and pick her up from work or transit station
- Too far to walk/bike

Portland Community College  
Student Commute Survey, October 2013

**ROCK CREEK CAMPUS**

- The shuttle doesn't come often enough to make it worthwhile
- would take 1 1/2 hours if use max; no PCC shuttle from NE Portland to Rock Creek
- Inter campus shuttle hours align poorly
- I sometimes pick my son up after school
- it is too far for bus
- Trip via public transit is way too lengthy
- buses are trashy
- Convenience
- PCC shuttle availability is a joke for SE peeps
- Injury makes walking to bus tops difficult
- need a car in general
- using mothers RV
- Very far distance to use transit.
- not within transit area
- no transit available from east Portland to rc before class time. (7am)
- public transportation route too circuitous
- I enjoy having my own car.
- Sometimes I'm only at campus for open studio
- I live to far from the PCC rock creek campus
- faster than transit
- I live really far away
- I live 30 miles outside of Portland.
- Transit schedule would make me late and leave me stranded after class.
- cannot drive medical reasons
- Because the campus is suck a far distance away from where i live.
- The public transit arrives at inconvenient times
- bus system would take way too many hours
- distance is to great thus public transportation would take a long time
- Driving from Coast
- Too far to ride bicycle

**\*Comments from students who selected "Other" when asked the following:**

*If you drove alone to campus, select up to three benefits listed that would encourage you to try an alternate to driving alone to campus.*

- no smoking any where near walking paths of pcc, or enterance to the campus.
- better transit
- safe route - part of the way is without bike lane/sidewalk
- Not really interested in other means of transportation.
- Nothing
- free transportation
- I have a busy schedule. I need my car.
- None
- lower bus costs
- I live too far from campus
- I still need my car for after class

Portland Community College  
Student Commute Survey, October 2013

**ROCK CREEK CAMPUS**

- Known security for motorcycle parking
- More shuttles offered
- I carpool when I can already
- Some terms, driving ends up cheaper for my wife and I. Depends on our schedules.
- none
- bike lanes as noted in my previous response.
- need car for special circumstances
- ride to work and home after
- None of these "benefits" would get me to stop driving to school alone.
- With my school / work schedule alternate options aren't an option for me
- I like having my car transit takes too long 2 hours vs. 20 min
- more frequent inter campus transit
- not going to happen
- Will not use any other method of transportation
- None of the above
- More shuttles scheduled between RC and Cascade.
- none
- Mass transit is simply too slow. Driving in rush hour is still faster.
- more optimal bus route
- Change the climate
- more classes at Hillsboro campus
- lived closer to campus
- Nothing would change my mind
- none of the above
- none, i need to drive alone
- Safe place to leave car for pcc shuttle. Cascade is not safe
- public transit stop near where I live
- carpool with people who live near me.
- More convenient shuttle times, more classes on cascade campus
- Already purchased a full year parking pass
- Direct shuttle to Rock Creek campus
- Max to Rock creek campus from Forest Grove
- better shuttle hours
- more classes as hillsboro campus
- I need my car for work.
- Prefer not to carpool
- provide guns/mace
- I dont think there is an incentive i like driving myself its also safer
- Fuel savings
- nothing
- I want to drive myself
- better shuttle times for evening classes and SE to Rock Creek availability
- Live too far
- gas assistance from college
- having a residence other than RV

Portland Community College  
Student Commute Survey, October 2013

**ROCK CREEK CAMPUS**

- Classes available at other locations
- more hours in the day
- 14miles from nearest public commuting system.
- Since I ride a motorcycle, I don't consider any of these applicable.
- Better schedules for transit from Scappoose
- shuttle from Beaverton tc to rc campus arriving well before 7am.
- None of the above
- none I like to drive myself
- max/shuttle times to match my schedule
- Not interested in an alternative
- carpooling database of students near where I live in order to find one another.
- Something faster than a car

Portland Community College  
Student Commute Survey, October 2013

CASCADE CAMPUS



Portland Community College  
Cascade

705 North Killsworth St, Portland 97229

Surveys Returned	481
------------------	-----

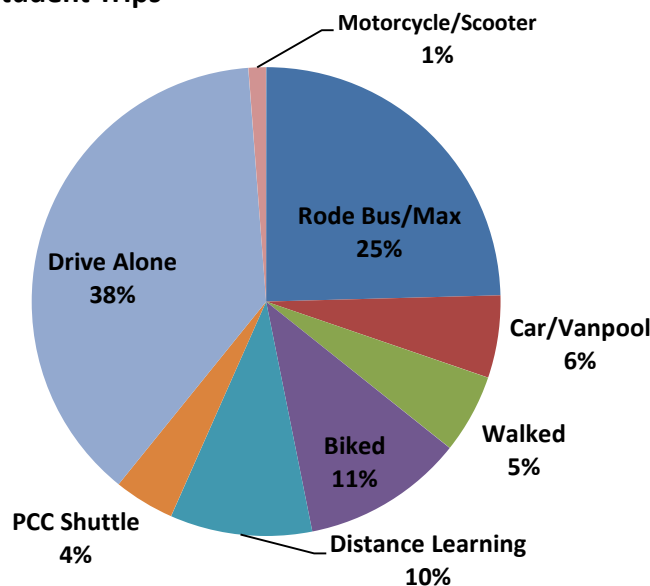
**Weekly Student Trips**

Commute Method	Total Trips	Sun.	Mon.	Tues.	Wed.	Thurs.	Fri.	Sat.
Rode Bus/Max	424	5	89	88	85	87	49	21
Car/Vanpool	98	1	19	24	18	23	10	3
Walked	94	1	15	20	17	18	15	8
Biked	192	2	39	42	37	36	24	12
Distance Learning	169	30	22	22	18	25	28	24
PCC Shuttle	72	0	13	17	14	18	10	0
Drive Alone	655	6	119	146	132	136	72	44
Motorcycle/Scooter	21	0	5	6	4	4	2	0

**Weekly Student Trip Percentages**

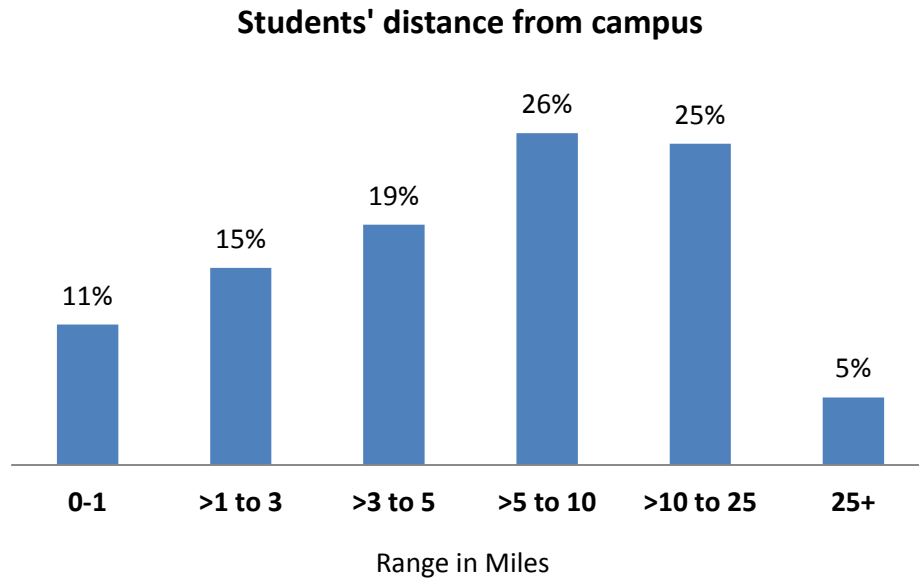
Commute Method	Weekly Avg.	Sun.	Mon.	Tues.	Wed.	Thurs.	Fri.	Sat.
Rode Bus/Max	25%	11%	28%	24%	26%	25%	23%	19%
Car/Vanpool	6%	2%	6%	7%	6%	7%	5%	3%
Walked	5%	2%	5%	5%	5%	5%	7%	7%
Biked	11%	4%	12%	12%	11%	10%	11%	11%
Distance Learning	10%	67%	7%	6%	6%	7%	13%	21%
PCC Shuttle	4%	0%	4%	5%	4%	5%	5%	0%
Drive Alone	38%	13%	37%	40%	41%	39%	34%	39%
Motorcycle/Scooter	1%	0%	2%	2%	1%	1%	1%	0%

**Weekly Student Trips**



Portland Community College  
 Student Commute Survey, October 2013  
**CASCADE CAMPUS**

How far do students live from their Cascade campus?



Environmental/Cost Savings (based only on number of student respondents, not entire PCC population)

Savings due to alternative modes (per week)*	
Pounds of CO2 Emissions Saved	15,134
Gallons of Gasoline Saved	780
Cost of Gasoline	\$2,832

Miles Traveled (per week)**	
Alternative Transportation Miles	15,836
Single-Occupant Vehicle Miles	9,694
Total Miles	25,530

\*Source: EPA's National Vehicle and Fuel Emissions Lab Standards for Passenger Cars and Light Trucks; most current available gas price

\*\* Figures are based on Metro's average employee commute mode distance of 14.8 miles round trip

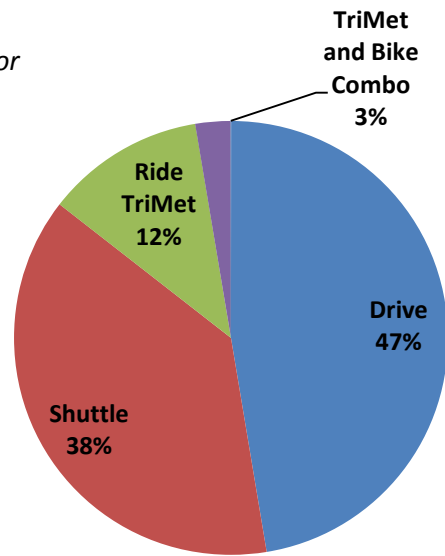


Portland Community College  
Student Commute Survey, October 2013  
**CASCADE CAMPUS**

**PCC Intercampus Student Travel**

*14% (66) of the Cascade students surveyed attended classes at 2 or more campuses on the same day. The **driving was the primary commute method** of intercampus travel.*

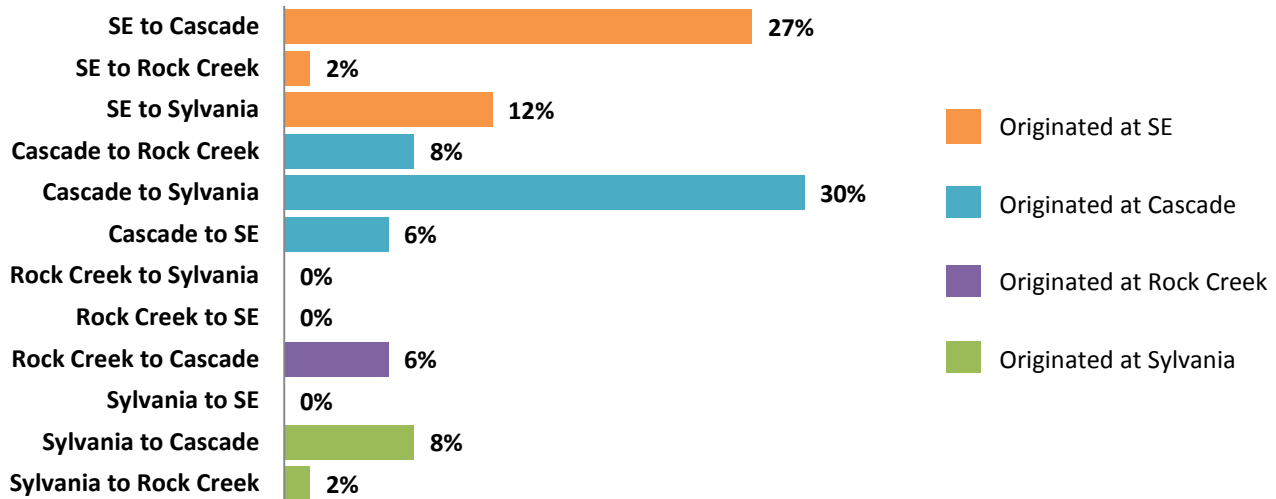
Primary Method of Intercampus Travel		
Commute Method	Trips	Percent
Drive	36	47%
Shuttle	29	38%
Ride TriMet	9	12%
Bike	2	3%
TriMet and Bike Combo	0	0%
<b>TOTAL</b>	<b>76</b>	<b>100%</b>



**Commute Method**

*Of the students who park their vehicle and ride the shuttle for intercampus travel, there are 66 individual intercampus trips. **30%** of the shuttle trips transported students who parked their vehicle from **Cascade to Sylvania**.*

**Intercampus Park and Shuttle**



Portland Community College  
 Student Commute Survey, October 2013  
**CASCADE CAMPUS**

**SUMMARY OF STUDENT OPINION QUESTIONS**

(top answers highlighted in blue)

**Which type of alternative mode students are most likely to use, even if they don't already**

Mode	Number of Students	Percentage
Carpool/vanpool	64	13%
transit	150	31%
biking	78	16%
walking	42	9%
transit and bike	89	19%
none	58	12%
TOTAL	481	100%

**Reasons students drive alone**

Reason	Number of Students	Percentage
Need car for errands	101	14%
Saves time	178	24%
Classes at multiple campuses	52	7%
Want car for emergencies	54	7%
No one to carpool with	88	12%
Saves Money	19	3%
Need car for work	98	13%
Need a car because of children	59	8%
No public transit stops near where I live	28	4%
Other* (see comments below)	57	8%
TOTAL	734	100%

**Incentives that would encourage the use of alternative transportation (may choose more than 1)**

Incentive	Number of Students	Percentage
Guaranteed ride home for emergencies	80	14%
Carpool Incentives	103	18%
Assistance finding carpool partners	98	17%
Secure bike racks	13	2%
Secure bike lockers	8	1%
Subsidized transit passes	112	19%
More distance learning classes offered	62	11%
Assistance finding bike routes to campus	9	2%
Bike repair options on campus	12	2%
Shower facilities on campus	25	4%
Other	55	10%
TOTAL	577	100%

Portland Community College  
Student Commute Survey, October 2013  
**CASCADE CAMPUS**

**\*Comments from students who selected "Other" when asked the following?**

*If you drove alone to campus, select up to three reasons for choosing your commute method.*

- not feeling well enough to ride bike
- Early Sat. morning class far away from home at Sylvania :(
- other campus 15 miles away
- Need to bring a lot of things
- im hella lazy and i like to the warm air from my old car blow in my faaaceee
- Meeting classmates early for studying.
- I have a job too and I want to spend as little time as possible commuting.
- motorcycle/scooter
- I don't have a car
- class schedule
- stopped biking to school for the winter season
- I ride a scooter
- lazy
- I take the bus & max to get to campus
- I had to be somewhere shortly after class
- disability makes bus inaccessible
- not enough time between work and class to ride bike/bus
- safety
- Extremely Convenient
- weight/bulk of books, gym clothes, food etc. that I need every day of class
- chronic pain health conditions
- Live in Washington, faster commute
- I also utilize Car 2 Go
- PCC shuttle has poor schedule & Trimet takes 1 to 2/12 hours to get to school.
- Public transportation not worth cost when you already pay for car
- Live in vancouver and have early classes
- If I need to be somewhere immediately after class quickly
- I ride a motorcycle
- Need car to go to class then go to my clinical site that day. Also ran errands.
- back accident affects bike/walking
- rain
- No transit to where I go
- Transit takes 90 minutes - and feels unsafe at Cascade for 9 pm classes
- both husband and I travel to school
- Classes sometimes run late no public transportation
- Poor time management
- Don't want to take the bus home alone that late at night
- my class and work schedule doesn't fit shuttle times
- unable to ride public transit. I take nonmedical transportation through tri met
- haven't learned how to use public transit yet
- too expensive to buy a bus pass from school as are day passes.

Portland Community College  
Student Commute Survey, October 2013

**CASCADE CAMPUS**

- classes get out late and dont feel safe waiting in dark alone
- I didn't drive.
- No stops by CLIMB center and too long to Cascade. Max needs an express train
- Two days a week - travel from work to campus
- I work in Oregon City
- making out
- Safety
- Live in the mountains an hour away from campus; too far away to take the bus.
- work full-time so need quick trip to school and back to work
- drive from out of town
- My parents drive me, but I am the only one who attends PCC.
- take night classes and the stop is too far from climb
- Handicapped
- i live in washington
- travel over 1.5 hours each way and need to pick up child from PSU
- i don't drive

**\*Comments from students who selected "Other" when asked the following:**

*If you drove alone to campus, select up to three benefits listed that would encourage you to try an alternate to driving alone to campus.*

- none
- Early Sat. morning shuttle service from Cascade to Sylvania (in time for 8:00)
- Later PCC shuttle hours
- More shuttle times, so I don't feel stuck away from home
- None of these. I have to drive straight from or to work.
- heated bus shelters that actually keep you warm AND dry and busses that run more
- Gett off work and this here I get to school
- tight schedule-couldn't change but bike when i can
- possessing a bike
- class schedules
- not happening
- Covered scooter parking
- I take the bus & max to get to campus
- none
- financial independence so I can quit my job and go to school and ride my bike FT
- housing on or near campus
- a locker so I dont have to carry all my books and change of clothes
- none
- Lockers for books to be left on campus if not needed for studying
- Better parking options/free parking options
- none
- Better, faster Trimet, Better PCC schedule with more frequency.
- I need my car
- None, I must have a car because of child transportation/schedule issues

Portland Community College  
Student Commute Survey, October 2013

**CASCADE CAMPUS**

- Return missed hours of life at later date.
- Usually do not drive alone except for clinicals and errands 1 day a week (time).
- fixing my back so I can use alternative
- better weather
- driving from Washington, I like to take my own car
- a campus pick up at the nearest MAX station
- more available shuttle times
- lockers that are accessible daily and after 8p.m.
- shuttle stops where there is parking, I am between campuses.
- personal helicopter
- quicker TriMet times
- I am always on the road for work. So I come from different sides of town the tim
- I am on disability and unable to take public transit
- help figuring out public transportation
- the ride time is far too long. 3 hours to go 15 miles isn't worth it.
- More options for the use of transportainon
- Shuttle between Cascade campus and CLIMB center
- There isnt anything currently because I live far-ish and have anxiety
- CCC offering the classes I need in the evenings
- making out
- Shuttle to CLIMB Center
- More spanish classes at Rock Creek campus.
- None, I drive from work to school and back. I don't think there is another opti
- NONE.
- I would not use any other transportation
- none
- Satellite campuses
- To be picked up by an appropriate vehicle
- wont work because i live in washington
- Shuttle to/from Cascade and PSU not just Sylvania
- i don't drive

Portland Community College  
Student Commute Survey, October 2013

**SOUTHEAST CAMPUS**



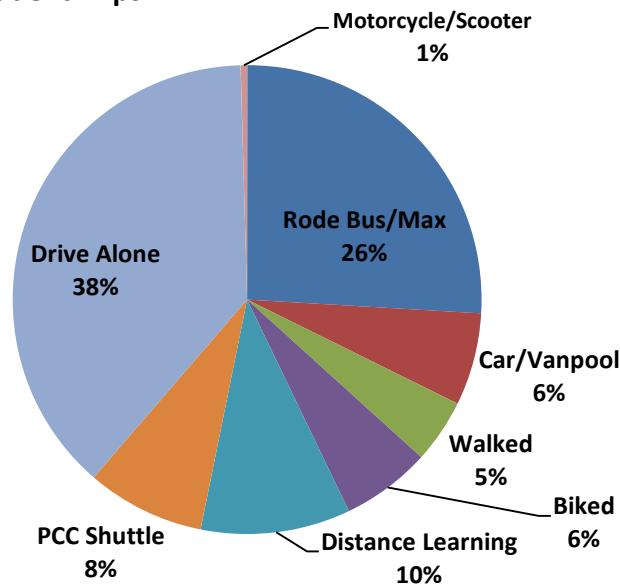
Portland Community College  
Southeast  
2305 SE 82nd St, Portland 97216

Surveys Returned	119
------------------	-----

Weekly Student Trips								
Commute Method	Total Trips	Sun.	Mon.	Tues.	Wed.	Thurs.	Fri.	Sat.
Rode Bus/Max	118	0	27	24	24	25	9	9
Car/Vanpool	29	1	5	7	6	8	1	1
Walked	20	1	5	4	4	4	2	0
Biked	28	0	7	4	8	6	1	2
Distance Learning	47	9	5	7	4	6	9	7
PCC Shuttle	37	0	7	10	8	10	2	0
Drive Alone	174	1	39	34	40	35	17	8
Motorcycle/Scooter	2	0	0	1	0	1	0	0

Weekly Student Trip Percentages								
Commute Method	Weekly Avg.	Sun.	Mon.	Tues.	Wed.	Thurs.	Fri.	Sat.
Rode Bus/Max	26%	0%	28%	26%	26%	26%	22%	33%
Car/Vanpool	6%	8%	5%	8%	6%	8%	2%	4%
Walked	4%	8%	5%	4%	4%	4%	5%	0%
Biked	6%	0%	7%	4%	9%	6%	2%	7%
Distance Learning	10%	75%	5%	8%	4%	6%	22%	26%
PCC Shuttle	8%	0%	7%	11%	9%	11%	5%	0%
Drive Alone	38%	8%	41%	37%	43%	37%	41%	30%
Motorcycle/Scooter	0%	0%	0%	1%	0%	1%	0%	0%

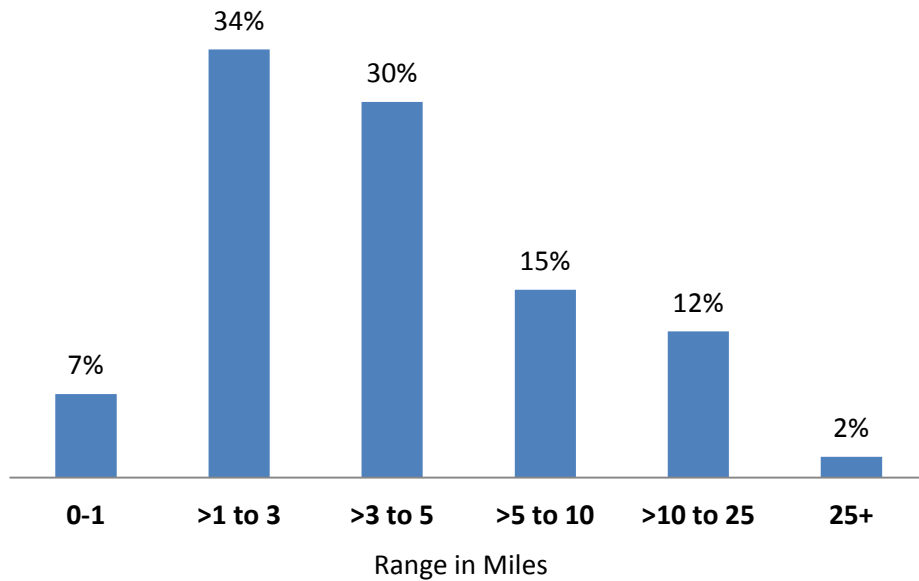
Weekly Student Trips



Portland Community College  
 Student Commute Survey, October 2013  
**SOUTHEAST CAMPUS**

**How far do students live from their Southeast campus?**

**Students' distance from campus**



**Environmental/Cost Savings (based only on number of student respondents, not entire PCC population)**

**Savings due to alternative modes (per week)\***

Pounds of CO2 Emissions Saved	3,975
Gallons of Gasoline Saved	205
Cost of Gasoline	\$744

**Miles Traveled (per week)\*\***

Alternative Transportation Miles	4,159
Single-Occupant Vehicle Miles	2,575
<b>Total Miles</b>	<b>6,734</b>

\*Source: EPA's National Vehicle and Fuel Emissions Lab Standards for Passenger Cars and Light Trucks; most current available gas price

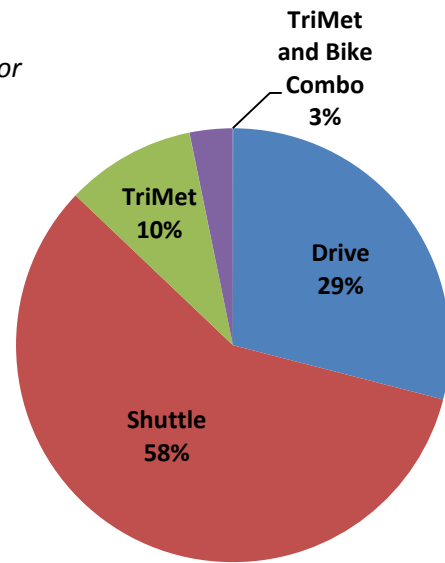
\*\* Figures are based on Metro's average employee commute mode distance of 14.8 miles round trip

Portland Community College  
 Student Commute Survey, October 2013  
**SOUTHEAST CAMPUS**

**PCC Intercampus Student Travel**

*24% (29) of the Cascade students surveyed attended classes at 2 or more campuses on the same day. The **shuttle was the primary commute method** of intercampus travel.*

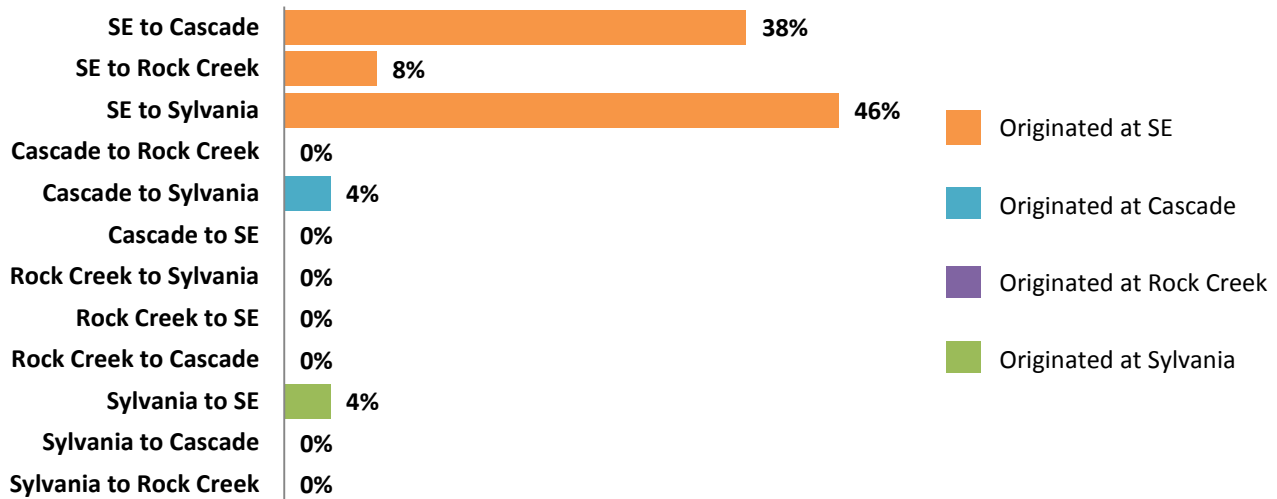
Primary Method of Intercampus Travel		
Commute Method	Trips	Percent
Drive	9	29%
Shuttle	18	58%
Ride TriMet	3	10%
Bike	1	3%
TriMet and Bike Combo	0	0%
<b>TOTAL</b>	<b>31</b>	<b>100%</b>



**Commute Method**

*Of the students who park their vehicle and ride the shuttle for intercampus travel, there are 26 individual intercampus trips. **46%** of the shuttle trips transported students who parked their vehicle from **SE to Sylvania**.*

**Intercampus Park and Shuttle**





Portland Community College  
 Student Commute Survey, October 2013  
**SOUTHEAST CAMPUS**

**SUMMARY OF STUDENT OPINION QUESTIONS**

(top answers highlighted in blue)

**Which type of alternative mode students are most likely to use, even if they don't already**

Mode	Number of Students	Percentage
Carpool/vanpool	17	14%
transit	48	40%
biking	15	13%
walking	9	8%
transit and bike	23	19%
none	7	6%
TOTAL	119	100%

**Reasons students drive alone**

Reason	Number of Students	Percentage
Need car for errands	31	16%
Saves time	46	24%
Classes at multiple campuses	20	11%
Want car for emergencies	10	5%
No one to carpool with	28	15%
Saves Money	5	3%
Need car for work	31	16%
Need a car because of children	8	4%
No public transit stops near where I live	3	2%
Other* ( <i>see comments below</i> )	8	4%
TOTAL	190	100%

**Incentives that would encourage the use of alternative transportation (may choose more than 1)**

Incentive	Number of Students	Percentage
Guaranteed ride home for emergencies	15	9%
Carpool Incentives	30	18%
Assistance finding carpool partners	27	16%
Secure bike racks	1	1%
Secure bike lockers	2	1%
Subsidized transit passes	41	25%
More distance learning classes offered	25	15%
Assistance finding bike routes to campus	2	1%
Bike repair options on campus	1	1%
Shower facilities on campus	11	7%
Other	11	7%
TOTAL	166	100%

Portland Community College  
Student Commute Survey, October 2013  
**SOUTHEAST CAMPUS**

**\*Comments from students who selected "Other" when asked the following?**

*If you drove alone to campus, select up to three reasons for choosing your commute method.*

- Just drive to the nearest campus, and take the shuttle to go to the farther ones
- flexible
- No PCC shuttle on wknds
- Weather
- commute takes two hours on bus
- I work in Vancouver, Washington a half hour after class
- Come to school directly from work
- I live at Mt. Hood and take night classes.

**\*Comments from students who selected "Other" when asked the following:**

*If you drove alone to campus, select up to three benefits listed that would encourage you to try an alternate to driving alone to campus.*

- More classes offered at SE Center.
- Heated covered bus stop feet from my door.
- If I had a bike, I'd ride it.
- Must work before and after class so carpool not always an option.
- I need car for work after class.
- Better/More parking for my scooter (Covered?).
- PCC shuttle on weekends.
- Shuttle from SE to RC.
- Less time to and from home.
- More classes offered at each campus.
- make classes available in closer campuses, inefficient scheduling